
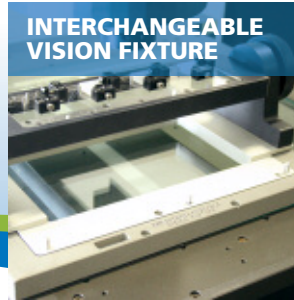




# Maximize Your Vision

FIXTURING FOR VISION SYSTEMS



The R&R Solution. **Everything to Hold Anything.**™  
YOUR SINGLE SOURCE FOR CMM & VISION FIXTURING

## Interchangeable Vision Fixture

IDEAL FOR MACHINES 400X400 OR LARGER

### Utilize Your Complete Stage

Our interchangeable vision fixture (IVF) is ideal for machines 400 x 400 or larger because subplates can be designed to use all, half, a quarter, or an eighth of the frame's total size. If need be, the glass on your stage can still be utilized easily by removing each subplate by its handles.

### Quick, Repeatable Turnkey Fixturing

R&R makes vision fixturing faster than ever before with our interchangeable vision frame and subplates. Easily switching subplates in and out of the frame eliminates down time and allows continuous turn-key inspection and repeatability on your vision machine.

### Designed to Fit

Our anodize aluminum\* frame is made to fit your specific vision machine. It is usually the size of the stage (allowing for the mounting of your probe rack and calibration artifacts, as needed). Subplates can be made in different sizes to load into the frame in a repeatable position each time.


\*black oxide finish is optional

### Modular and Custom Subplates



Interchangeable subplates can be modular with M4 or 1/4-20 threaded holes (10mm or 1/2" on center). We can also design and build a custom fixture for your parts. A combination of both modular and custom subplates can be made to fit the same frame, allowing you maximum flexibility.

#### BENEFITS OF IVF:

- many different size plate options
- dowel pins on the frame make for a repeatable position of the plates within seconds
- time-saving, dedicated subplates
- flexibility of both modular and custom
- excellent fixturing repeatability and reproducibility




quickly swap between **multiple** base plates



**CUSTOMIZE:** We can customize your IVF for any specific need. See our web site for examples.






# Quick Load Corner

IDEAL FOR MACHINES 400X400 OR SMALLER

### BENEFITS OF QLC:

- great for multiple users
- load and unload plates within seconds
- time-saving, dedicated sub plates
- easy and efficient turnkey fixturing
- flexibility of both modular and custom
- excellent fixturing repeatability and reproducibility
- short payback period

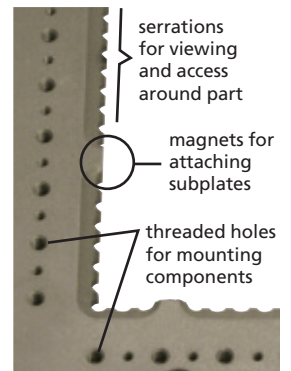



## Specifically Designed

The Quick Load Corner (QLC) is made specifically to fit your vision stage and can vary in size depending on your stage and the mounting hole locations.

## Magnetically Load Vision Plates and Fixtures

The QLC contains magnets that make R&R's vision acrylic plates snap into an exact position for ease of relocating the plate every time. Modular or custom plates can be used with the QLC. Steel pins are pressed into the sides of these plates to match up to the magnets of the QLC for ease of relocating plates in the same position each time. Along with R&R vision plates we can adapt your existing fixturing so it too can be magnetically attached in a matter of seconds.





CLAMPING WITH MINIMUM CONTACT ON PART



CLAMPING FOR SMALL PARTS IN A TIGHT SPACE

**CUSTOMIZE:** We can customize your QLC for any specific need. See our web site for examples.






components for holding every part you need to inspect

### No Downtime Waiting for Fixturing

While one fixture is running, another can be loaded with parts or built up, keeping your vision system continuously running and productive.


### Serrations for Easy Viewing

For more flexibility, serrations are included on the edges of the QLC. Parts can be easily inspected and viewed by mounting them



directly against these serrations using either M4 or 1/4-20 fixture clamping components allowing complete access around your part.

## Choose from our QLC Multi-Window or Multi-Hole Vision Plates



### Multi-Window Vision Plates


MORE WINDOWS FOR THE  
CLEAREST VIEW OF SMALL PARTS

Our multi-window plates help you see your parts clearly without any obstructions, parts can be secured to the vision fixture base plates using various R&R Fixture components. Multi-window base plates can accommodate numerous parts at one time with different size window options. Multi-window fixture base plates come in three standard sizes but can be made in custom sizes as well.

Base Plate Size mm (inch)	Window openings
13 x 200 x 200	5
13 x 300 x 150	6
13 x 250 x 250 (.50 x 10 x 10)	5

- Custom plate sizes available upon request.
- Window size varies depending on size of fixture plate.
- 1/4-20 or M4 thread available.

With the R&R multi-window fixture you get the best of all worlds: flexibility for holding any size, shape or type of part you may inspect; security of knowing your parts are held in place; and repeatability that is beyond what you would expect.



### Multi-Hole Vision Plates

SETUP AND CHECK AS MANY PARTS  
AS POSSIBLE AT ONE TIME

Our multi-hole vision plate is ideal for use with all sizes of parts and can be used to fixture an unlimited number of parts on the plate at one time, secure with using our R&R Fixturing components. Ideal for anyone that has a variety of shapes and sizes of parts that need fixturing.

### Base Plate Size mm (inch)

13 x 150 x 150 (.50 x 6 x 6)

13 x 250 x 250 (.50 x 10 x 10)

- Custom plate sizes available upon request.
- 1/4-20 or M4 thread available.


Repeatable flexibility is what you get with the multi-hole vision plate – fixturing setups limited only by your imagination.

No vision system is repeatable and productive without the right fixturing and components... R&R Fixtures have the right combination of fixturing base plates and components for holding any size parts.

flexibility and repeatability  
**increase your productivity**

# Choosing a Quick Load Corner kit is as easy as 1, 2, 3!

- 1 Choose a thread size:**  
 If the parts you will be measuring are:  
 SMALLER than a 3" x 3" = **M4 Thread**  
 LARGER than a 3" x 3" = **1/4-20 Thread**
- 2 Choose a QLC frame:**  
 If your vision stage is:  
 SMALLER than 400mm x 400mm = **Option 1 QLC**  
 LARGER than 400mm x 400mm = **Option 2 QLC**
- 3 Choose a base plate:**  
 If you want the base plate to have:  
 MORE WINDOWS for optimal viewing = **Multi-Window**  
 MORE HOLES for attaching components = **Multi-Hole**



## M4 kits

**M4 Thread, Option 1 QLC with Multi-Window Base Plate**

BASE PLATE SIZE	SET	KIT PART#	KIT PRICE
13mm x 200mm x 200mm	A	QLC1K-W200200-4	\$1,978.00
13mm x 300mm x 150mm	A	QLC1K-W300150-4	\$2,088.00
13mm x 250mm x 250mm	A	QLC1K-W250250-4	\$2,028.00

**M4 Thread, Option 2 QLC with Multi-Window Base Plate**

BASE PLATE SIZE	SET	KIT PART#	KIT PRICE
13mm x 200mm x 200mm	A	QLC2K-W200200-4	\$2,198.00
13mm x 300mm x 150mm	A	QLC2K-W300150-4	\$2,308.00
13mm x 250mm x 250mm	A	QLC2K-W250250-4	\$2,248.00

**M4 Thread, Option 1 QLC with Multi-Hole Base Plate**

BASE PLATE SIZE	SET	KIT PART#	KIT PRICE
13mm x 150mm x 150mm	A	QLC1K-150150-4	\$1,988.00
13mm x 250mm x 250mm	A	QLC1K-250250-4	\$2,183.00

**M4 Thread, Option 2 QLC with Multi-Hole Base Plate**

BASE PLATE SIZE	SET	KIT PART#	KIT PRICE
13mm x 150mm x 150mm	A	QLC2K-150150-4	\$2,208.00
13mm x 250mm x 250mm	A	QLC2K-250250-4	\$2,403.00

## 1/4-20 kits

**1/4-20 Thread, Option 1 QLC with Multi-Window Base Plate**

BASE PLATE SIZE	SET	KIT PART#	KIT PRICE
.50" x 10" x 10"	A	QLC1K-W1010-20	\$2,011.00

**1/4-20 Thread, Option 2 QLC with Multi-Window Base Plate**

BASE PLATE SIZE	SET	KIT PART#	KIT PRICE
.50" x 10" x 10"	A	QLC2K-W1010-20	\$2,231.00

**1/4-20 Thread, Option 1 QLC with Multi-Hole Base Plate**

BASE PLATE SIZE	SET	KIT PART#	KIT PRICE
.50" x 6" x 6"	A	QLC1K-66-20	\$1,981.00
.50" x 10" x 10"	A	QLC1K-1010-20	\$2,111.00

**1/4-20 Thread, Option 2 QLC with Multi-Hole Base Plate**

BASE PLATE SIZE	SET	KIT PART#	KIT PRICE
.50" x 6" x 6"	A	QLC2K-66-20	\$2,201.00
.50" x 10" x 10"	A	QLC2K-1010-20	\$2,331.00

### Component set included:

Each QLC kit (above) includes a tray of components. This same set can be used with the R&R Interchangeable Vision Fixture as well. For a complete listing of the components, please visit our web site.



(QLC1K-W250250-4 shown)